




WEATHER KING

PORTABLE BUILDINGS



All Painted and Urethane Buildings are made with

LP SMARTSIDE

BUILDING PRODUCTS





BUILT WITH OUTSTANDING

Many more sizes and options available for every building model. *Ask your dealer!*

STANDARD BARN

No Windows Standard



PAINTED



TREATED

STANDARD BARN (BN)

- 4' high side walls – Angled barn style roof gives ample headroom
- 8' wide buildings come with single 46" wide door
- 10" wide buildings come with double doors 70" wide total

< ALL 8 ft. wide buildings come with a SINGLE door.

LOFTED BARN



PAINTED



ALL 8 ft. wide buildings come with a SINGLE door.



TREATED



Z-METAL



URETHANE

LOFTED BARN (LB)

- Barn style roof with 6'3" height under loft
- 8' wide buildings come with single 46" door
- 10' + wide buildings come standard with 70" set of double doors
- No windows included



SIDE LOFTED BARN

Two 2x3 Windows Standard




SIDE LOFTED BARN (SLB)

- Door placement on side wall of building
- 8' wide buildings come standard with single 46' door and 2-2x3 windows
- SLB's up to 10x12 have one door and two 2x3 windows
- SLB'S 10x14 and larger come standard with double door & two 2x3 windows

LOFTED BARN CABIN

Three 2x3 Windows and
36' 9-Lite Door Standard



LOFTED BARN CABIN (LBC)

- 6'6" height under loft
- 36"x70" 9-Lite door
- All LBC's come with three 2x3 windows
- All Cabins include hand rails and spindles *(no deduction for deleting this feature)*





BUILT WITH OUTSTANDING

SIDE LOFTED BARN CABIN

Three 2x3 Windows and
36' 9-Lite Door Standard



SIDE LOFTED BARN CABIN (SLBC)

- Porch is positioned on side of building
- 4'x8' porch on buildings up to 12'x28'
- 4'x12' porch on buildings 12'x30' and larger
- All Cabins include hand rails and spindles
(no deduction for deleting this feature)

DELUXE LOFTED BARN CABIN



DELUXE SIDE LOFTED BARN CABIN (DSLBC)

- All DLBC's come standard with three 2x3 windows
- 36'x70' 9-Lite Door
- Wrap around porch
- All Cabins include hand rails and spindles
(no deduction for deleting this feature)



WORKMANSHIP & QUALITY



Many more sizes and options available for every building model. *Ask your dealer!*

UTILITY

No Windows Standard



Z-METAL

PAINTED

TREATED

All Painted and Urethane Buildings made with



URETHANE

UTILITY (UTX)

- Low pitched gable roof
- Standard side wall height 91'
- 8 wide buildings come standard with 46" door
- 10 wide and larger come with double doors 72" wide



< ALL 8 ft. wide buildings come with a SINGLE door.

SIDE UTILITY

Two 2x3 Windows Standard



TREATED

URETHANE

Z-METAL



PAINTED

ALL 8 ft. wide buildings come with a SINGLE door.

SIDE UTILITY (SUTX)

- 8' wide buildings come standard with Single 46" door and two 2x3 windows
- Buildings up to 10x12 have Single 46" door and two 2x3 windows
- Sizes 10'x14' and up have 70" Double Door and two 2x3 windows



BUILT WITH OUTSTANDING

PORTABLE GARAGE



URETHANE



PAINTED



TREATED



Z-METAL

One 9 ft. Roll Up Door, One 2x3 Window and 36' Solid Door Standard

GARAGE (G)

- Floor joist spaced at 12" on center
- One 9'x6' roll up door
- One 6 panel door 36"x80"
- One 2'x3' window

CABIN




Three 2x3 Windows and 36' 9-Lite Door Standard



Z-METAL



TREATED



URETHANE



PAINTED

CABIN (C)

- Three 2x3 windows
- 36"x80" 9-Lite door
- 4' Deep porch the full width of the building
- All Cabins include hand rails and spindles (no deduction for deleting this feature)

WORKMANSHIP & QUALITY



Many more sizes and options available for every building model. Ask your dealer!

DELUXE CABIN

*Z-METAL ALSO AVAILABLE



TREATED



URETHANE

DELUXE CABIN (DC)

- Three 2x3 windows
- Wrap Around Porch
- All Cabins Include hand rails and spindles
(no deduction for deleting this feature)

Three 2x3 Windows and
36" 9-Lite Door Standard
*Z-METAL ALSO AVAILABLE



PAINTED

FREE DELIVERY & FREE SETUP!

**Within a 50 mile radius of dealer*



COTTAGE SHED

*Z-METAL ALSO AVAILABLE



PAINTED



TREATED

URETHANE

COTTAGE SHED (CS)

- Special "Salt Box" style roof truss
- All 8' Wide Buildings come standard with 46" single door and two 2x3 windows
- All 10x12 Buildings and smaller come standard with 46" single door and two 2x3 windows
- All 10x14 Buildings and larger come standard with 70" double door and 2-2x3 windows

CUSTOMIZE YOUR BUILDING!

CHOOSE YOUR ROOFING MATERIAL!

Standard Metal or Shingle Roof... **SAME PRICE!**

AVAILABLE OPTIONS

- 36" Solid Door
- 36" 9-Lite Door
- 11, 9, 5 or 4-Lite French Doors (set)
- Extra 70" Pair of Wooden Doors
- Extra 46" Wooden Door
- 6'w. Roll-up Garage Door
- 8'w. Roll-up Garage Door
- 9'w. Roll-up Garage Door
- 2'x3' Window
- 3'x3' Window



2x3 Window 3x3 Window



6 Panel Door 9-Lite Door 5-Lite Door 4-Lite Door



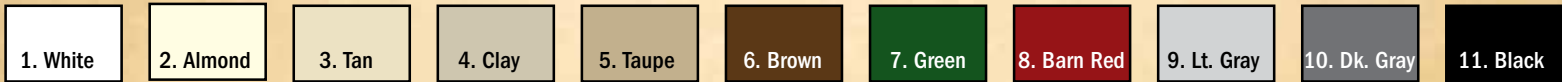
Roll Up Garage Door 11-Lite French Doors

Urethane Colors *



Exterior Paint Colors *

Actual colors may vary. See your dealer for color swatches. We are **not responsible for color matching brochure.*




29 GAUGE METAL ROOFING

STANDARD METAL COLORS



Actual colors may vary. See your dealer for color swatches. We are **not responsible for color matching. Additional metal colors may be available. Ask your dealer!*

SHINGLE COLORS*



Actual colors may vary. See your dealer for color samples. We are **not responsible for color matching brochure. Color names may vary. Additional colors may be available. Ask your dealer!*

Colors or Materials are Subject to Change Due to Availability. Ask your dealer.

The Nature of Wood:

Wood is a natural material and minor defects are common. Number 2 grade and stud grade are our most commonly used grades of lumber, although in some cases we use both #1 and #3 grades. Wood grades are based on strength and appearance of boards. Common imperfections such as knots or knot holes, sap pockets, bow (warping end to end), cupping (warping edge to edge), crook (warping end to end along the edge also known as crown), wane (the bark edge of the tree), check (slight splits not through entire thickness of board), splits (going all the way through the board, commonly at the ends), shake (separation of grain between growth rings), and possible, but unlikely, twist (multiple bends in a board) might be found in your building. Similar imperfections and defects are found in typical home construction; you just don't see it because its covered by drywall. Generally, these small defects in wood are taken into account in the lumber grading process and won't affect the building's strength or longevity and are not cause for warranty repairs. We take great care to cull lumber that is not up to our standards. If you think a defect in your building exceeds the limit of "slight defect", we ask that you submit photos of the suspect board(s) for our review. Warranty work will be performed when we determine the defect to be great enough to compromise the strength of the structure.



FREE DELIVERY & FREE SETUP!

**Within a 50 mile radius of dealer*



Customers are responsible for attaining all permits and ensuring buildings are placed according to code.

Weather King is not responsible for permits or code restraints.

All prices and information subject to change. Not all features available in all areas. Weather King reserves the right to correct for mistakes or changes.

11/15 - WK_FL ©Copyright 2016 Weather King Buildings. All rights reserved. All photos, icons and images ©Copyright 2015.

www.WeatherKing.biz